



# East African Community

Economic

Physical



CENTRAL AFRICAN REPUBLIC

SUDAN

ETHIOPIA

SOMALIA

UGANDA

KENYA

RWANDA

CONGO, DEM REP

BURUNDI

TANZANIA

ZAMBIA


MALAWI

MOZAMBIQUE

COMOROS

## ECONOMIC

GDP per 100km2 (in million)



## WATER

Current Irrigation (% Area)



Dams

## ICT

Fiber(Existing) Fiber(Planned)

ICT - GSM Coverage

## POWER

Power Plants (Type and Capacity - MW)



Tx Lines (Existing)


Tx Lines (Planned)

Gas Pipeline

## TRANSPORT

Air Transport

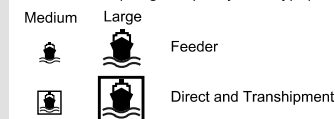
'000 passengers per annum



Intraregional Traffic Volume



Sea Ports (Cargo Capacity and Type)



Railroad (Million Traffic Unit per Annum)



Road Traffic (Avg Annual Daily traffic)



Road Type & Condition

